













## Pond Activities

Get full use of your school or community group's pond. We've created this cheat sheet to help you see the potential for pond use within the curriculum and for fun.

Each activity has an effort level from **one toad** (minimal planning), **2 toads** (some planning) and **3 toads** (substantial planning).

We've also added in the Eco Schools topic links for each activity to help you if you're working towards green flag status.

Activity	Curriculum links	What you will need	Effort level
<p><b>Design and/or build a pond –</b> Research different ponds and hold a design competition to create a new pond for your grounds. <i>UPPER KS2 +</i></p>	<ul style="list-style-type: none"> <li>Design and technology- thinking about the design and materials needed. Building the pond itself.</li> <li>Science - thinking about suitable plants, habitats and water depth for the animals</li> </ul> 	<ul style="list-style-type: none"> <li>Rain water</li> <li>Pond plants</li> <li>Spades and digging tools</li> <li>Pond liner (preferably butyl rubber)</li> <li>Large rocks</li> <li>Builder's sand</li> </ul>	
<p><b>Habitat watch –</b> Pond dip to see what creatures are lurking below the surface. Write or draw what animals you find on a recording sheet. <i>ALL AGES</i></p>	<ul style="list-style-type: none"> <li>Science- identify different plant and animal species. Sampling techniques.</li> <li>Science – habitats and where animals live</li> </ul> 	<ul style="list-style-type: none"> <li>Net</li> <li>ID guides</li> <li>A tray (to temporarily put animals in help with identifying them)</li> <li>Bucket</li> <li>Recording sheet and pencil</li> </ul>	

<p><b>Habitat watch monitoring project –</b> Keep an Excel spreadsheet of the animals and plants you find in your pond and how many individuals of each species</p> <p>Write a mini-report of what you find in your pond in a Word Document and use the statistics from your surveys to create graphs in Excel. <i>LOWER KS2 +</i></p>	<ul style="list-style-type: none"> <li>• ICT- using Excel and/or Word</li> <li>• English- writing a report, written skills</li> </ul> 	<ul style="list-style-type: none"> <li>• Microsoft Excel</li> <li>• Microsoft Word</li> </ul>	
<p><b>Pondwatch JE level 1 survey –</b> Complete a recognised pond survey for 30minutes to check if your pond has amphibians in it. This survey asks you to identify the different stages of metamorphism in amphibians. <i>KS1 +</i></p>	<ul style="list-style-type: none"> <li>• Science – habitats, identify different plant and animal species.</li> <li>• Science – life cycles</li> <li>• English – writing a report, written skills.</li> </ul> 	<ul style="list-style-type: none"> <li>• Pondwatch JE level 1 resources including handbook, volunteer agreement, identification guides.</li> <li>• Clipboard and pencil.</li> </ul>	
<p><b>Water quality -</b> Test the water quality of your pond as part of the Pondwatch JE level 2 survey <i>LOWER KS2 +</i></p>	<ul style="list-style-type: none"> <li>• Science- Working scientifically.</li> <li>• Geography- learn about the water cycle and seasonal water level fluctuations</li> <li>• Eco Schools water topic</li> </ul> 	<ul style="list-style-type: none"> <li>• Water testing kit (limited availability from the Department of the Environment)</li> </ul>	
<p><b>Species fact sheets or top trumps</b> Creating a factsheet on a species found in a pond. <i>KS1 +</i></p>	<ul style="list-style-type: none"> <li>• English and ICT</li> </ul> 	<ul style="list-style-type: none"> <li>• A template- either printed or created on Word</li> </ul>	

Use these additional resources to help you take these activity ideas and put them into practice.

Resource	Link online
The National Trust: discover what's in a pond	<a href="https://www.nationaltrust.org.uk/features/no35-discover-whats-in-a-pond">https://www.nationaltrust.org.uk/features/no35-discover-whats-in-a-pond</a>
The Wildlife Trust: how to build a pond	<a href="https://www.wildlifetrusts.org/actions/how-build-pond">https://www.wildlifetrusts.org/actions/how-build-pond</a>
Warwickshire Wildlife Trust: make your own school pond	<a href="http://www.warwickshirewildlifetrust.org.uk/sites/default/files/School%20Pond%20Pack.pdf">http://www.warwickshirewildlifetrust.org.uk/sites/default/files/School%20Pond%20Pack.pdf</a>
Eco Schools England: Pinterest for ideas and activities	<a href="https://www.pinterest.com/ecoschoolsengla/">https://www.pinterest.com/ecoschoolsengla/</a>
RSPB: create a mini pond	<a href="https://www.rspb.org.uk/get-involved/activities/give-nature-a-home-in-your-garden/garden-activities/createaminipond/">https://www.rspb.org.uk/get-involved/activities/give-nature-a-home-in-your-garden/garden-activities/createaminipond/</a>
Pond dipping ID guide	<a href="https://www.sparklebox.co.uk/4511-4520/sb4519.html#.T1OGTYt93VA">https://www.sparklebox.co.uk/4511-4520/sb4519.html#.T1OGTYt93VA</a>
Jersey Amphibian and Reptile Group: factsheets, ID guides, Pondwatch JE resources	<a href="https://groups.arguk.org/jarg">https://groups.arguk.org/jarg</a>